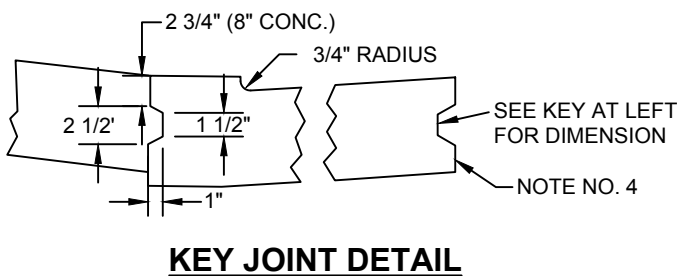
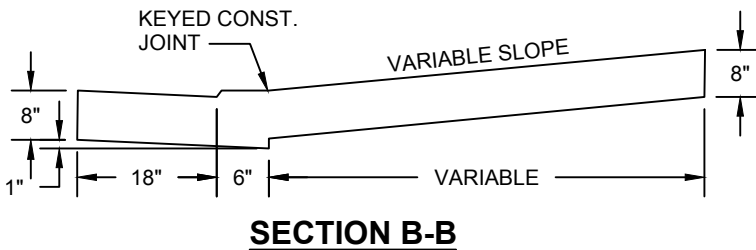
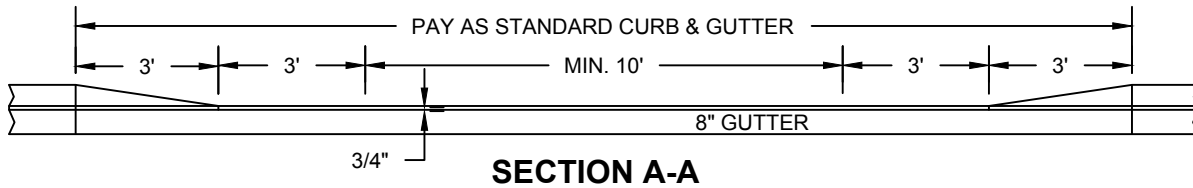
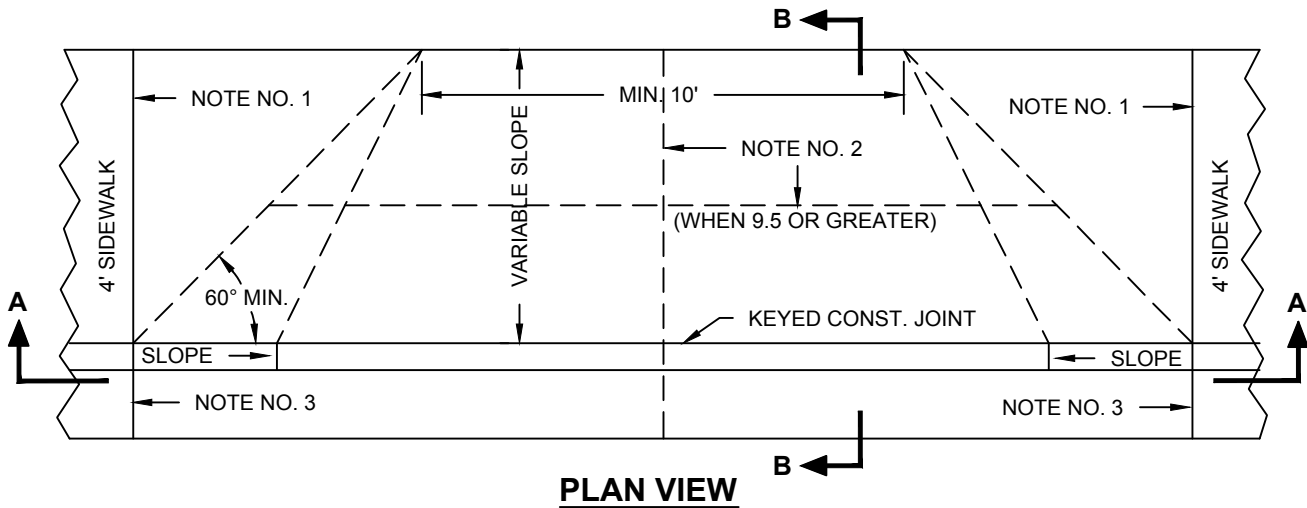


- NOTE NO. 1 FOR 8" CONCRETE THIS SHALL BE A SCORED OR SAWED JOINT, A MINIMUM OF 1/3 THE DEPTH OF THE CONCRETE.
- NOTE NO. 2 CENTER JOINT TO BE USED ON ALL DRIVEWAYS 23' IN WIDTH OR LESS. JOINT SHALL BE A KEYED CONSTRUCTION JOINT OR CONTRACTION JOINT SCORED, 1/3 THE DEPTH OF THE CONCRETE. JOINT SHALL BE SEALED. DRIVEWAYS 24' TO 33' IN TOP WIDTH SHALL BE DIVIDED INTO 3 PARTS. DRIVEWAYS 34' AND LARGER SHALL BE DIVIDED INTO 4 PARTS. WHEN THE LENGTH OF THE DRIVEWAY IS 9.5' OR GREATER, A HORIZONTAL CONTRACTION JOINT SHALL BE SCORED OR SAWED, JOINT SHALL BE SEALED.
- NOTE NO. 3 THIS SHALL BE A CONTRACTION JOINT. CONTRACTION JOINT SHALL BE SCORED 1/3 THE DEPTH OF THE CONCRETE. ALL JOINTS SHALL BE SEALED. IF THIS IS A CUT-IN DRIVEWAY, (2) 1/2"x12" DOWELS OR (3) NO. 4 REINFORCING BARS SHALL BE DRILLED IN WITH A 5/8" BIT ON BOTH ENDS OF THE DRIVEWAY OR AS DIRECTED BY THE ENGINEER.
- NOTE NO. 4 NOT USED.
- NOTE NO. 5 DOWELS SHALL BE SUPPORTED BY AN APPROVED SUPPORT MADE OF NO. 7 AWG WIRE.
- NOTE NO. 6 WHEN COMMERCIAL OR RESIDENTIAL DRIVEWAY DOES NOT HAVE A 4' LANDING, DRIVEWAY RUNNING SLOPE SHALL BE A MAXIMUM OF 12:1.



CITY OF WATFORD CITY, NORTH DAKOTA PUBLIC WORKS DEPARTMENT	
COMMERCIAL DRIVEWAY	
APPROVED FOR PUBLICATION	DWG. NO. 600-10
City Engineer _____	Date _____